

Building Bridges for

Dual Career Success

A comprehensive guide for
skills mapping methodology
for athletes



Co-funded by
the European Union

1. About the Project

The ABS (Athletes Beyond Sports) project is an Erasmus+ co-funded European initiative designed to support athletes in their transition from competitive sports to sustainable careers. Recognizing that athletic careers are often short-lived and come with uncertainty, the project responds to a critical need: helping athletes prepare for their professional lives beyond the sports arena.

Through the development of tools, digital platforms, and innovative methodologies, the ABS project aims to ensure that athletes at all levels - amateur, semi-professional, and elite - have access to tailored guidance and structured resources. These resources help them identify and articulate the valuable competencies they've gained through years of sporting experience and channel them toward future employment across multiple sectors.

The project brings together international best practices, AI-supported tools, and the combined insights of coaches, clubs, and career experts. Its outcome is a more holistic and humane approach to career planning that acknowledges both the achievements and vulnerabilities of athletes navigating this critical transition phase.

2. Purpose of the Project

The core mission of the ABS project is to bridge the gap between the skills acquired through sport and the professional demands of the labor market. While athletes often possess traits like discipline, resilience, leadership, teamwork, and strategic thinking,

ABS aims to empower athletes by helping them build a clear vision for their futures. The project promotes early career planning through structured assessments, personalized learning pathways, and individual development planning (IDP). It also ensures that coaches and clubs are involved in this support process, creating a strong ecosystem for transition management.

3. Value for Athletes

Participation in the ABS project delivers concrete and lasting value to athletes across a broad spectrum of disciplines and levels. Key benefits include:

- **Clarity and Confidence:** Athletes gain insights into the competencies they've developed through training, competition, and teamwork-many of which are highly sought-after in the job market.
- **Structured Support Tools:** The project provides personalized feedback mechanisms such as self-assessment questionnaires, skill mapping templates, and digital career exploration tools.
- **Coach Engagement:** Coaches receive tools to provide structured, motivational feedback and to participate in athletes' development beyond sport.
- **Digital Innovation:** With AI-powered platforms like AthletesAI Compass, athletes can explore careers that align with their strengths and goals through dynamic digital interfaces.
- **Expanded Opportunities:** Athletes are exposed to diverse sectors - from business and education to health and digital services - where their skills can be valuable and transferable.

Ultimately, the ABS project supports athletes in redefining success, empowering them to view their future careers not as a fallback but as a new arena for growth and fulfillment.

4. Purpose of the Skills Mapping Methodology

The Skills Mapping Methodology is the foundational model developed within the ABS project to systematically identify, document, and translate sports-acquired skills into competencies relevant to the professional world.

Its primary purpose is to enable athletes to speak the language of employers - bridging the often unseen link between high-performance sports behaviors and real-world job performance. For example, qualities like strategic thinking, pressure management, and teamwork are reframed as competencies suited to leadership, operations, crisis management, and human resources.

In addition to benefiting athletes, the methodology also equips coaches, clubs, and sport institutions with a consistent framework to evaluate and nurture athlete potential. It fosters a culture where transition planning is seen as a natural and proactive part of athlete development, rather than a crisis response.

5. How to Use the Skills Mapping Methodology

The methodology can be used by athletes individually or in partnership with coaches, mentors, or career advisors. It unfolds in several steps:

1. **Self-Assessment:** Athletes begin by reflecting on their sporting experiences, behaviors, and habits. They complete structured questionnaires and worksheets that help them uncover underlying competencies in areas such as communication, discipline, emotional regulation, and leadership.
2. **Coach Feedback:** With guidance forms and observation checklists, coaches provide external validation and help identify areas of growth or strength that the athlete may overlook.
3. **AI-Based Tools:** Platforms like AthletesAI Compass can analyze the athlete's profile and recommend personalized career directions. These tools also support gap analysis, showing what additional training or education may be required for certain job roles.
4. **Individual Development Plan (IDP):** Athletes then build a customized roadmap. The IDP outlines goals, milestones, learning objectives, and practical steps toward a second career.
5. **Job Matching and Sector Exploration:** The final step aligns the athlete's competencies with professional sectors, using job-matching guides and best-practice comparisons from the EU and global sport transitions.

By following this methodology, athletes gain autonomy in shaping their future while maintaining the confidence and self-discipline that defined their sporting careers.

Introduction: Turning Sports Skills into Career Assets

Every athlete's journey through sports is a treasure trove of skills and experiences. Yet, when the final whistle blows on an athletic career, many athletes feel unprepared for "life after sport." Short sports careers - often less than 10 years at the elite level - mean that athletes face an early need to transition into new professions. Unfortunately, lack of structured support during this transition leads to uncertainty, identity struggles, and even financial hardship. Studies show that less than 2% of collegiate athletes go on to professional sports, leaving the vast majority to find alternative careers. The good news is that the very qualities developed through sport – discipline, teamwork, resilience, leadership - are gold mines in the job market. This guide will help you recognize, map, and market those sports-acquired skills into employable competencies, so you can score a new kind of win in your post-sport career.

Why Skills Mapping? Skills mapping is about identifying what you're good at (thanks to sports) and connecting it to what employers need in various industries. It's a process of self-discovery and translation: taking the language of sport and converting it to the language of the workplace. By mapping your skills, you gain confidence that you do have value beyond the playing field. You also give recruiters and hiring managers a clear picture of how your unique background makes you an asset to their organization.

This guide is for athletes at all levels – whether you are an Olympian, a college player, a semi- pro, or a passionate amateur – because the challenges of career transition and the power of sports-based skills apply to all. We blend a motivational tone (to inspire you with what's possible) and an instructional tone (to give you concrete steps and tools). Along the way, you'll find visual aids like diagrams, tables, worksheets, and templates to interact with. By the end, you should feel prepared to turn your competitive edge into a professional advantage.

Let's dive into the journey of athlete career transition and how you can map your way to success beyond sports.

Understanding the Athlete Mindset in Transition

Leaving the world of sports can be emotionally challenging. For years, your identity may have been wrapped up in being an athlete. It's common to experience a sense of loss or confusion about who you are without your sport. In fact, research indicates that around 70% of retired athletes experience some level of identity crisis after sports[1]. You're not alone if you feel that way. Understanding this mindset is the

first step in overcoming it.

Identity and Purpose: During your athletic career, your schedule, social circle, and goals were largely defined by your sport. Transitioning means that structure disappears overnight, which can leave a void. Athletes often ask, "What's my purpose now?" The key is to realize that while your role (athlete) changes, your values and strengths remain. The discipline you showed in training, the passion you brought to competition, and the work ethic that fueled your success are still part of who you are. These qualities will drive you in whatever you choose to do next.

Psychological Challenges: It's important to acknowledge common emotional challenges: you might feel grief over leaving the sport you love, anxiety about starting a new career, or a dip in self-esteem. Up to one in five athletes may suffer mental health issues like depression or anxiety after retirement[5]. This is why planning for your transition isn't just a "nice to have" – it's crucial for your well-being. Early preparation and seeking support (from sports psychologists, counselors, or peers) can significantly ease these challenges.

A Growth Mindset: Just as in sport, mindset matters in transition. Instead of viewing the end of your sports career as "retirement," consider it a pivot. You are moving to a new arena where you will be a rookie again – and that's okay. Embrace a learner's mindset, much like you did when you were a young athlete developing your skills. Be open to starting from the ground up, to training and education, and to the notion that success in a new field will take time. Many athletes find that once they navigate the initial uncertainty, they begin to enjoy the new challenges and achievements in their second career.

Motivation and Confidence: It's normal for confidence to waver during the transition. Remember: the same determination that got you through tough trainings and high-pressure competitions lives within you. One way to boost confidence is to inventory your achievements – not trophies or medals, but what it took to earn them. Did you overcome an injury to come back and perform? That shows resilience. Did you lead a team as a captain? That shows leadership and communication. By mapping these attributes (which we'll do in detail soon), you'll see that you have a strong foundation to build on.

Finally, keep in mind that transitioning out of sport is a journey that many have taken successfully. In the next section, we'll look at the bigger picture of athlete career transitions – what research says globally, and why skills mapping is emerging as a best practice for a smooth shift into new careers.

The Global Landscape of Athlete Career Transitions

Athlete career transition is a well-recognized challenge worldwide. Across countries and sports, the themes are similar: athletes face uncertainty, often lack work experience outside of sports, and may not realize the value of their sports-honed abilities. Let's examine some global insights and best practices that set the stage for why skill mapping is so important.

Challenges by the Numbers: Data from various studies highlights the hurdles athletes encounter:

- Short Career Spans: Many sports careers peak in one's 20s to early 30s. Elite athletes retire young – for example, a majority of Olympic-level athletes retire before age 30[1]. This means a long post-sport life needs planning.
- Education Gaps: Some athletes forgo higher education or professional training to focus on sport during their prime years. This can leave them feeling unqualified on paper when applying for jobs later.
- Employment Statistics: As mentioned, fewer than 2% of college athletes turn pro[3], and even those who do will eventually need a new career. According to NCAA research, nearly all student-athletes will “go pro” in something other than sports. Yet many don't engage in career planning while competing.
- Financial Pressures: Contrary to the high-earning star athlete stereotype, many athletes struggle financially post-sport. One EU survey found about 26.5% of Olympic hopefuls in the EU lived on under €15,000 annually (even while competing), often taking multiple side jobs to fund their training[6]. Without financial literacy and planning, sudden retirement can lead to economic strain.
- Psychological Stress: Beyond identity loss, retired athletes may face isolation or lack of routine. Up to 45% report mental health challenges in transition[7]. This underscores the need for support systems and proactive transition programs.

Early Planning Pays Off: Encouragingly, a holistic approach to planning life after sport is gaining traction. A study of 632 rugby players in Australia/New Zealand by Dr. David Lavalley revealed that those who actively engaged in pre-retirement career planning actually saw improved athletic performance and longer careers compared to those who didn't plan[8]. The reason? Planning for the future reduced stress and allowed athletes to focus better on present goals, knowing they were preparing for what's next. The takeaway: starting your career transition planning while still competing (even if just gradually) can be a win-win. It sets you up for a smoother exit and may even enhance your sports performance.

Global Best Practices: Different countries and sports organizations have initiated programs to help athletes transition:

- Dual Career Programs (Europe): The European Union issued guidelines on Dual Careers of Athletes (2012) and many member countries have adopted policies to support athletes in education and employment alongside sport. For example, the Netherlands has “TeamNL@work” and Italy’s Olympic Committee offers job placement for retired athletes. These programs provide mentorship, job training, and academic opportunities designed for athletes.
- Athlete Career Programme (IOC): The International Olympic Committee’s Athlete365 Career+ program (formerly run with Adecco) offers workshops, career advice, and training to athletes worldwide. It focuses on personal development and networking, helping athletes prepare for careers in and out of sports.
- Professional Associations: In the U.S., leagues like the NFL and NBA have player engagement programs that include internships, education scholarships, and entrepreneurship workshops for current and former players. The NFL’s Player Engagement program and the NBA’s Transition Program are examples aimed at financial education, degree completion, and internship placement.
- Dedicated Organizations: Non-profits such as the Professional Athletes Foundation (for NFL players) or the Women’s Sports Foundation provide grants, career coaching, and networking for retired athletes[9]. The Professional Athlete Transition Institute is another example that tailors support and counseling for transitioning pros. These highlight that seeking external help and resources can greatly aid your journey.

The Power of Networks: Around the globe, one factor stands out for successful transitions – networking. Studies (and anecdotes) show that 70% of jobs are obtained through networking or personal connections. Athletes often have extensive networks (teammates, coaches, sponsors, fans, sport officials). Tapping into these connections can open doors. Many athletes have landed post-sport roles thanks to an introduction or recommendation from someone they met during their sports career. We’ll discuss how to leverage networking in the coming sections.

Success Stories: It’s inspiring to look at athletes who have reinvented themselves. For instance:

- Magic Johnson (USA) – went from NBA superstar to a business mogul, building an enterprise of companies and investments.
- Serena Williams (USA) – while still competing in tennis, she developed a venture capital firm and a fashion line, smoothly transitioning into entrepreneurship.
- David Beckham (UK) – after a famed soccer career, he became a successful club owner and global brand ambassador.
- Mia Hamm (USA) – post soccer, she founded a charitable foundation and stayed connected to sports development.
- Many Olympic athletes have pursued education and new professions (doctors, engineers, coaches, business owners).

These examples show that athletes can thrive in diverse fields – and that their sports skills often underpin that success. As we move forward, keep these stories in mind. You may not become a billionaire entrepreneur like Magic Johnson, but you can

create your own success story by applying your athletic strengths to your next passion.

Next, we'll get into the heart of the matter: identifying what skills you've gained from sport and how to map them to career competencies. Get ready for some self-discovery and practical exercises!

Transferable Skills of Athletes: Your Competitive Edge

One of the first steps in mapping your skills is understanding what transferable skills you possess. Transferable skills (sometimes called "life skills" in the context of sports[16]) are abilities and traits that you can carry from one context (e.g. a sports field) to another (e.g. an office or any workplace). As an athlete, you have plenty of these! This section will help you identify those skills and see how they align with what employers seek.

What Makes a Skill Transferable? It's a skill not tied to a specific sport technique, but rather to how you approach tasks, interact with others, or overcome challenges. For example, knowing how to do a perfect high jump is sport-specific – it won't directly help you in a corporate job. But the qualities that allowed you to master that jump – such as persistence, goal-setting, adjusting technique based on coaching feedback – are transferable.

Let's break down common transferable skills athletes have, with examples:

Discipline and Work Ethic: Athletes are used to strict training regimens, early mornings, and pushing through discomfort. In the workplace, this translates to

- strong work ethic, diligence, and reliability. (Ex: You can highlight your habit of practicing daily as evidence of your self-discipline and commitment to improvement.)

Teamwork and Collaboration: If you've been on a team, you know how to work

- with others toward a common goal. Even individual sport athletes often train with squads or rely on coaches. This skill directly maps to being able to collaborate with coworkers, be a good team member, and even lead teams in a project setting.

- **Leadership:** Serving as a team captain or mentoring younger athletes teaches leadership, whether formal or by example. Athletes often develop the ability to motivate peers, communicate a strategy, and take responsibility – all key leadership competencies in business settings.

- **Communication:** From listening to coaches' instructions, giving feedback to teammates, or speaking to media/fans, athletes practice communication regularly. You learn to communicate under pressure and to different audiences. Employers greatly value clear communication and interpersonal skills.

Time Management: Balancing academics or a job with intense training requires time management and organization. You likely had to juggle classes, practices,

recovery, and perhaps part-time work. This shows you can prioritize tasks and manage a busy schedule – exactly what is needed to handle job deadlines and workload.

- **Goal Setting and Motivation:** Athletes routinely set goals (win the championship, beat personal record) and then follow through with action plans. You also face setbacks and learn to stay motivated through them. This ability to set, pursue, and achieve goals (and self-motivate during tough times) is a cornerstone of career success in any field.

Resilience and Coping with Pressure: Sports come with high-pressure moments and sometimes crushing defeats. If you've ever bounced back from a loss, injury, or bad performance, you've shown resilience. In the workplace, things won't always go perfectly – resilience means you can handle criticism, persist through failures, and keep a cool head under stress. Performing under pressure (like taking a crucial penalty kick) can equate to staying composed during a critical business presentation or deadline.


- **Strategic Thinking and Analysis:** Many sports involve strategy – analyzing opponents, adjusting tactics mid-game, studying playbooks or performance data. Athletes learn how to make quick decisions and think strategically. This can translate to analytical thinking and problem-solving in a job (for example, devising a strategy to beat competitors in business or analyzing data to improve a process).

- **Adaptability:** Injuries, coaching changes, game plan changes – athletes learn to adapt on the fly. You develop mental flexibility and the ability to learn new skills (a new position on the team, a new technique). Employers value people who can adapt to change, learn new technologies or methods, and stay flexible in dynamic environments.

- **Health and Wellness Habits:** Being physically fit and understanding nutrition might not be a typical job requirement, but it demonstrates energy and stamina. Also, careers in fitness, coaching, or healthcare highly value this knowledge. Even in an office job, your wellness discipline can set a positive example (though here it's more of a personal asset than a hiring point, unless it's relevant to the role).

Creativity and Innovation: Perhaps less obvious, but think of moments you had to get creative – an improvised play in a game, finding a unique training technique when resources were limited, etc. Athletes can develop creativity in problem-solving. Some sports (like gymnastics or skateboarding) even encourage creative expression. In the workplace, creativity might mean innovative thinking or coming up with out-of-the-box solutions.

Now, how do these map to what employers want? It turns out, extremely well. Surveys of employers often list skills like teamwork, leadership, work ethic, communication, and problem-solving among the top qualities they seek in candidates. Coincidence? Not at all – these are exactly the traits sports instill.



Overlap of skills from sports and careers. The Venn diagram above illustrates that while some skills are specific to sports (e.g. a particular athletic technique) and some are specific to certain careers (e.g. knowing a programming language for a tech job), the overlap is rich with transferable skills that apply to both worlds. These overlapping skills – like teamwork, discipline, resilience, leadership, communication – are your bridge from sport to career.

How a sport skill translates:

This table is just a sample – you should think about your own experiences and fill in similar lines. What did you do in sports, what skill did it give you, and how could that skill be valuable to an employer? We'll be doing more of this in the mapping methodology steps.

Before moving on, take a moment to jot down at least 5 transferable skills you believe you have thanks to sports. Use the list above for inspiration. Think of concrete examples for each (a scenario in sport where you used that skill). This will prepare you for the self-assessment coming up next.

By recognizing these skills, you're already halfway to convincing an employer of your fit – because you can articulate what you bring to the table. Next, we will formalize this process with a step-by-step methodology to map these skills to real career options and build your plan.

The Skills Mapping Methodology: From Athlete to Professional

Now we get to the core of this guide – a methodology to map your sports-acquired skills to employment competencies and career paths. This methodology will be broken down into clear steps with guidance, examples, and tools at each stage. You can think of it as a playbook for your career transition.

Overview of the Process: We'll follow a logical flow similar to how you might train for a competition – assess, plan, execute, and review. Here's a quick outline: 1. Self-Assessment of Skills and Interests – Identify what skills you have and what you enjoy doing. 2. Translation to Career Language – Articulate those skills in terms employers understand; map each skill to workplace competencies. 3. Explore Career Options and Matches – Research roles or industries where your skills would be an asset; identify gaps you may need to fill. 4. Individual Development Plan (IDP) – Create a concrete plan with goals, education/training needs, and steps to transition (your personal playbook for career success). 5. Execute and Adjust – Take action (courses, networking, applications) and be ready to adjust the plan as needed, with ongoing support and mentoring.

We'll walk through each in depth. Grab a notebook or open a document – you'll want to do some interactive work as we go. Let's start with Step 1.

1. Self-Assessment of Skills and Interests

Objective: Paint a clear picture of you – what skills you've gained, what your strengths are, and what interests you have beyond sport. This is like scouting yourself: you need to know your own attributes before marketing them.

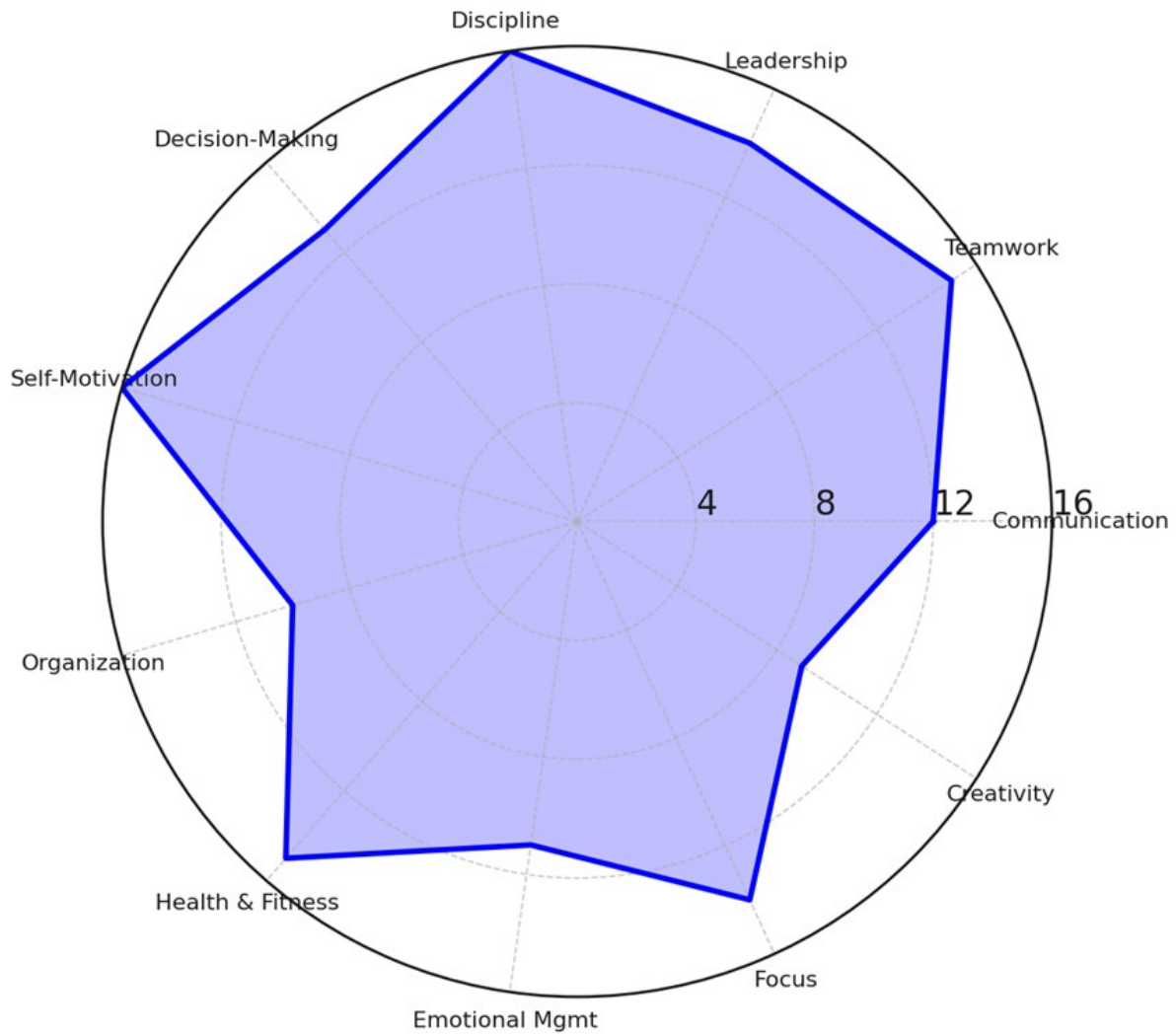
A. Inventory Your Transferable Skills: Begin by listing out the transferable skills, as we did in the previous section, but make it personal. Don't just say "teamwork" – provide context: e.g., "Excellent teamwork skills developed by being a key contributor on a regional championship basketball team; experience coordinating plays and roles with teammates." Aim to write down 8-12 skills with brief notes or examples for each. If you struggle to think of them: - Recall a successful moment in your sport. What did you do to achieve that? That likely involved skills (leadership, preparation, etc.). - Recall a challenging moment (injury, defeat). How did you overcome it? That reveals skills (patience, resilience, strategic adjustment). - Ask teammates or coaches for input: They might say, "You were always so organized" or "You kept us motivated," which highlights strengths you might overlook.

B. Assess Your Personal Interests and Values: Skills are one side of the coin; what you enjoy and value is the other. Make a list of interests you have outside of sports. This could be academic subjects you liked in school, hobbies, causes you care about, or simply activities you found engaging. For example, maybe you loved math, or you enjoy public speaking, or you're passionate about fitness and nutrition education. Also, consider your values – do you seek a career that helps others (service), or one that is high earning (financial growth), or something with work-life balance? These preferences will guide you toward sectors that fit your personality.

C. Use Formal Self-Assessment Tools (if available): You can also use or adapt formal tools. One example is the Transferable Skills Inventory (TSI) designed for athletes[17]. It's a questionnaire that evaluates you on 11 skill categories such as: - Communication (listening, cooperating with others) - Teamwork (working in a group) - Leadership (encouraging and leading others) - Discipline (following rules and instructions) - Decision-Making (gathering information and making decisions) - Self-Motivation (staying motivated individually) - Organization (being organized and prepared) - Healthy Habits (maintaining physical fitness and healthy lifestyle) - Emotional Control (being patient and managing feelings) - Focus and Follow-Through (staying focused and following directions) - Creativity (being creative and adaptable)

You might not have the official TSI, but reflect on each of these areas and rate yourself (for instance, on a scale of 1-5 or 1-10). This can highlight where your top strengths lie. Often, athletes score high in several categories – those are great selling points for you.

Example Transferable Skills Profile (TSI)



An example skills profile from a self-assessment (radar chart). In this sample, the athlete scored highly on skills like Discipline, Self-Motivation, Teamwork, and Health & Fitness.

(Note: The chart above is just an example. Your profile will be unique. If you find you have lower scores in some areas, that's okay – it might indicate areas to improve or not focus

D. Identify Passions and Potential Career Interests: Based on your interests and skills, brainstorm a few fields or job roles that intrigue you. At this stage, don't limit yourself – just list ideas. For example: - If you love fitness and have knowledge in training, you might consider sports coaching, personal training, or physiotherapy. - If you were always curious about business and leadership, maybe management, sales, or entrepreneurship appeal to you. - Enjoyed media interactions as an athlete? Consider sports broadcasting, journalism, or PR/communications. - If you pursued academics alongside sport and liked a subject (say computer science or biology), maybe explore careers in those domains (tech industry, research, etc.). - Passionate about the sports industry itself? Sports administration, event management, or athlete development roles might fit. - Love the team aspect and mentoring? You could thrive in human resources, talent development, or education.

This is just a thinking exercise – circle back to it after the next step when we align skills to these ideas.

Self-Assessment Worksheet:

SELF-ASSESSMENT WORKSHEET

Reflect honestly and write detailed answers

1. My top 5 sports achievements or memorable moments:

2. Skills or qualities that enabled those achievements:

3. Three things I loved doing in my sport:

4. Non-sport interests or hobbies I have:

5. Values and motivators:

Reflecting on these answers will give you clues about career directions. For instance, if you loved mentoring and helping others, a coaching or training role (either in sport or in corporate training) could be fulfilling. If competition drives you, maybe sales or

With self-assessment in hand, you have a personal "scouting report." Now it's time for step 2: translating that report into the language of employers and matching it with

2. Translating Sports Skills into Career Language

Objective: Take the raw skills and experiences you identified and frame them in a way that aligns with professional job requirements. This step is about communication – how you will explain your athlete skills to others (in resumes, interviews, networking conversations) so that they see the connection and value.

Think of it as creating a “skills translator” or dictionary. For each skill, we want to describe it in business-friendly terms and perhaps pair it with an example.

A. Convert Athletic Terms to Business Terms: Sometimes athletes describe things in sports jargon that might not resonate with a hiring manager. For example, instead of saying “I was the captain of the team,” you might say: - “I led a diverse team of 20 athletes, serving as the main liaison between coaches and players, and motivating teammates to achieve a common goal.”

This still says captain, but emphasizes leadership, team coordination, communication – words that an employer latches onto. Here are a few translations: - “Trained 20 hours a week while managing university studies” → highlights time management and commitment. - “Studied opponents to adjust game strategy” → shows analytical skills and adaptability. - “Overcame a major injury to return to top performance” → demonstrates resilience, goal-setting (for rehab milestones), and self-motivation. - “Managed pre-game meetings or called plays on the field” → indicates leadership and decision-making under pressure. - “Maintained peak physical condition year-round” → implies self-discipline, ability to sustain performance, and knowledge of personal health management (could be relevant in wellness or any endurance-demanding job).

B. Use Employer-Focused Language: Tailor your descriptions to what employers care about. Words like “improved,” “managed,” “led,” “developed,” “achieved,” “collaborated,” “organized,” “resolved,” etc., are impactful. For instance: - Instead of “won many games,” you could say “Achieved a 80% win-rate over two seasons by implementing strategic improvements and fostering strong teamwork.” - Instead of “very competitive,” try “Driven to meet and exceed goals, as shown by ...” - Instead of “passionate athlete,” frame it as “Enthusiastic and energetic team player with a proven ability to handle high-pressure environments.”

It may feel a bit like tooting your horn, but remember: in job-hunting, you have to clearly state your achievements and strengths. You're not bragging – you're translating facts about your sports life into facts about your professional potential.

C. Create STAR Stories: A common method to communicate skills in interviews (and a good way to prepare examples) is the STAR format – Situation, Task, Action, Result. Let's do one as an example: - Situation: In my final year on the swim team, our relay squad was struggling with handoff timing. - Task: As the team captain, I needed to improve our performance and build confidence. - Action: I organized extra practice sessions focusing on baton handoff techniques, individually coached two newer teammates, and analyzed video of successful relays to implement best practices. - Result: Our handoff times improved by 0.5 seconds on average, and we went on to win the regional championship relay, shaving 2 seconds off our previous best time.

Now, if I strip the sport specifics: this becomes a leadership and continuous improvement story. In a job interview, I might say: "When I led my college team, we had a process that was underperforming, so I took initiative to analyze best practices, provided one-on-one coaching to team members, and improved the process efficiency by a measurable margin, leading to a championship performance." Notice how that highlights leadership, initiative, analytical thinking, coaching/mentoring, and achieving outcomes – all highly valued in any job. Try writing a couple of STAR stories from your experiences; it will both clarify your skill translations and give you ready material for interviews.

D. Match Skills to Job Requirements: Now, think about specific careers or job postings you are interested in (you might browse a few real job ads for roles you find appealing). Identify what skills/qualifications they ask for and see how your background aligns or can be framed to align. For example: - A job posting for a Project Manager might list "strong leadership, ability to meet deadlines, risk management, team coordination." You can leverage your experience as team captain (leadership, team coordination), meeting competition dates/goals (deadlines), and adapting game plans (risk management). - A role in Sales might seek "resilience, self-motivated, goal-oriented, good communication." As an athlete, you live those attributes – discuss how you set performance goals, handle losses by coming back stronger (resilience), and have experience "selling" ideas (maybe convincing a teammate or even promoting an event for your team, which shows communication/persuasion). - Operations or Logistics positions want "organized, detail-oriented, ability to work under pressure." Sports training involves lots of logistics (schedules, travel, equipment management) and detail (technique, analyzing small performance tweaks). And pressure? You've handled plenty.

When you find a requirement where you have a gap (say a technical skill like proficiency in a software or a certification you lack), mark that down. That will go into your development plan later. Not having a specific hard skill isn't a deal-breaker

– it just becomes an actionable item to pursue (e.g., taking a short course, getting a certification).

E. Leverage Analogies (when helpful): Sometimes, explaining a concept through analogy helps a person understand your experience. For instance, if talking to someone unfamiliar with sports, you might say, "As an athlete, I essentially trained like one would study for an exam or work on a big project – with daily incremental work, tracking progress, and adapting strategies to improve outcomes." Drawing parallels can click the lightbulb in their head about how your background relates to their world.

By the end of this translation step, you should have: - A list of your key skills with "translated" descriptions for resumes or LinkedIn (e.g., "Team Leadership: Led a squad of 15 athletes, coordinating strategy and fostering teamwork to achieve collective goals"). - A set of personal examples or stories that demonstrate each skill in action. - An idea of which skills match which kinds of jobs (and any skill gaps that exist for those jobs).

This preparatory work will make the next step – exploring career options – much more targeted and fruitful.

3. Exploring Career Options and Aligning Sectors

Objective: Research and identify possible career paths or specific jobs that align with your skills, interests, and values, and determine what additional competencies or qualifications you might need for each. This is where we connect the dots between you and the world of work.

A. Broad Sectors to Consider: Athletes have successfully transitioned into a variety of sectors. Here are a few broad categories and why they might appeal to someone with a sports background:

- Sports Industry (Administration, Coaching, Management): Staying in the realm of sports is a natural choice for many. This includes coaching at various levels, sports management (team or club management, athletic director roles, sports marketing), fitness training, or physiotherapy and sports medicine. Your firsthand experience gives you credibility and insight here. Best practice: Some countries offer certification pathways for athletes to become coaches or sports administrators, acknowledging their experience.

Business and Corporate Roles: From sales to management to operations, businesses value competitive, goal-driven individuals. Sales & Marketing roles often attract athletes because they offer a competitive environment and clear targets (it's like competing, but in business). Management or Operations benefit from leadership and efficiency skills. There are athlete hiring programs out there – for example, some companies specifically recruit former student-athletes for

management trainee programs, recognizing their discipline and team skills.

- **Entrepreneurship:** Starting your own business or venture. Athletes often have the resilience and work ethic suited for entrepreneurship. Whether it's opening a gym, starting a product line, or launching a startup unrelated to sports, your perseverance and comfort with calculated risks are big assets. (Many athlete-founded businesses exist – from restaurants to tech startups.)
- **Public Service and Non-Profit:** Some athletes find purpose in giving back – working for youth sports programs, foundations, or community organizations. Your status as a former athlete can inspire others and open doors in community engagement. Also, roles like law enforcement or military sometimes recruit athletes due to their physical training and team mindset.
- **Education and Training:** If you value teaching or mentoring, you might consider becoming a teacher, lecturer, or trainer. Former athletes can become excellent physical education teachers, of course, but also coaches at educational institutions, or even corporate trainers (teaching teamwork and leadership to employees through workshops, sometimes using sports metaphors!).
- **Sector Based on Academic Background:** If you completed a degree or certification during your athletic career, leverage that. A former Olympic weightlifter with an accounting degree became a finance professional; a pro soccer player who studied engineering moved into that field. If you have credentials, you have a two-fold advantage: sports soft skills + academic/professional knowledge.

B. Research Specific Jobs and Pathways: It's time to get concrete. Use online resources like job websites, LinkedIn, or career guides to read about roles you're interested in. Look at what qualifications they require, what the day-to-day looks like, and success stories of people in those roles. Pay attention if you find profiles of other former athletes in those jobs – what path did they take? For instance, you might discover that many former college athletes go into medical device sales (a niche where knowledge of sports medicine and competitive drive helps). Or that ex-athletes thrive in project management at construction companies, etc.

Informational Interviews: A powerful research method is talking directly to people in fields of interest. Use your network (or LinkedIn alumni networks, etc.) to find a person who does X (the job you like) and ask if you can have a 20-minute chat about their career. Athletes often find support this way because people respect the discipline of sports and are happy to help with advice. Come prepared with a few questions about how they transitioned, what the job is really like, and what they'd recommend for someone like you.

C. Align Skills and Identify Gaps: As you explore, make a simple table or list: - In one column, list the job or field. - Next column, list which of your skills align (you will see a lot of check marks if you've done the prior step well). - Next, list any new

skills or qualifications needed.

By doing this, you clearly see that most of the columns under “My Relevant Skills” are filled – a confidence booster! And the “Gaps” column becomes your to-do list for additional training or experience.

D. Engage with Career Services and Coaches: If accessible, use a career counselor or transition program (some sports federations or players’ unions provide this). They can offer professional assessment tools or connect you with internships. Also consider mentors: is there a retired athlete you admire who transitioned well? Reach out to them for guidance. Mentorship programs, where ex-athletes mentor current ones on career transition, can be extremely beneficial^[18]. They’ve been in your shoes and can share real-world advice.

E. Consider Sector-Specific Adjustments: Aligning with a sector sometimes means tailoring your approach. For example: - If entering a highly academic field (like law, medicine, engineering), you might need additional formal education. The planning should include balancing that education with maybe part-time work or using any athlete scholarship programs for education. Many countries have grants for athletes pursuing education post-career. - If entering manual trades or apprenticeships (like carpentry, electrician, etc.), recognize that your physical fitness and focus are advantages. You’ll likely start as an apprentice, but your coachability (taking instruction) and discipline will help you advance quickly. Map out the apprenticeship timeline and use your patience and grit to get through it. - If aiming for public service (e.g., civil service jobs, police, fire services), research if being an athlete gives any edge (some police academies value athletic experience, and your physical conditioning is a plus). Still, you may need to prepare for their specific exams or criteria.

By the end of this exploration and alignment step, you should ideally narrow down to a few (maybe 1-3) career directions that excite you and seem realistic. Don’t be afraid to have a “plan A” and “plan B”. Athletes know the importance of backup plans (a second play if the first play fails). For instance, you might decide: Plan A – go into sports marketing (because you love sports and creativity); Plan B – leverage my degree in nutrition to become a wellness consultant, etc. Both plans will use your core skills, and you can pursue them in parallel until one solidifies.

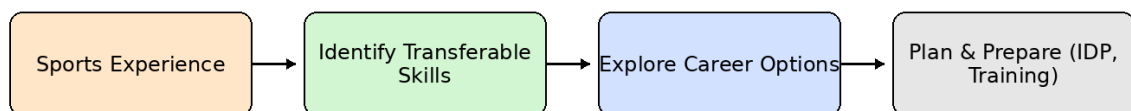
We’ve identified where you want to go and what you need. Next comes putting it into a structured roadmap – the Individual Development Plan.

4. Building Your Individual Development Plan (IDP)

Objective: Create a written plan that outlines your career transition goals, the steps to achieve them, timelines, and resources needed. This is your personal action plan – much like a training program for an upcoming season, but in this case for your career.

An Individual Development Plan (IDP) typically includes: - Your long-term goal (e.g., “Secure a full-time position as X within 2 years” or “Establish my business by 2025”). - Shorter-term objectives or milestones (e.g., “Complete XYZ certification by next June,” “Attend 3 networking events in my target industry in the next 6 months,” “Do a 3-month internship/apprenticeship in the field to gain experience”). - Action steps for each objective (specific tasks). - Timeline/deadlines for each action. - Resources/Support needed (courses, funding, mentorship, etc). - Self-assessment metrics (how will you know you’re making progress? e.g., number of job applications submitted, feedback on resume, skills improved).

Career Transition Mapping Process



The career transition mapping process, illustrated as a flow. You move from identifying your sports experience and transferable skills, to exploring career options, to planning and preparing via an IDP and training. This is a cyclical and iterative process – you might refine earlier steps as you learn more.

To construct your IDP, follow these steps:

A. Define Your Goal(s): Using the career option(s) you aligned in Step 3, write a clear goal. For example: - “Obtain an entry-level marketing coordinator position in the sports industry within 12 months.” - “Start a personal training business geared towards youth athletes by next summer.” - “Transition into a tech industry role (project manager) within 2 years.”

Make sure your goal is SMART – Specific, Measurable, Achievable, Relevant, Time-bound. The examples above are fairly specific and time-bound. Achievability and relevance you judge based on your research (don’t set a goal that’s unrealistic like becoming a CEO in one year with no prior experience; aim appropriately for a

starting point).

B. Break into Milestones: What needs to happen to reach that goal? Break it down:

- Skill/Education milestones: e.g., "Finish certification course in digital marketing by Q2." or "Enroll in evening classes for business management this year."
- Experience milestones: e.g., "Complete a 3-month internship in marketing by Q3." or "Land 5 freelance coaching clients by June to build experience."
- Networking milestones: e.g., "Conduct at least 5 informational interviews by March." or "Attend two industry conferences or career fairs this year."
- Application milestones: e.g., "By September, apply to at least 20 positions and secure at least 5 interviews." (If job-seeking is part of the plan).

C. Identify Resources and Support: List what resources you can tap into for each milestone:

- Education/Training: courses (online or in-person), certification programs, maybe use athlete scholarships (some sports organizations fund former athletes' education – check if available). Also, online platforms (Coursera, LinkedIn Learning, etc.) offer flexible learning.
- People: mentors, former coaches (sometimes they have connections or advice), career counselors, or alumni networks. Note if you want to seek a professional career coach – some specialize in athlete transitions.
- Financial: If you need funding (for a course, or starting a business), outline how to get it. Maybe you saved some money, or there are grants for athletes (some Olympic committees or national sports bodies have small grants for education or business seed funding for retired athletes). Also consider if you will need to take a bridging job for income while chasing the dream job – that's okay and can be part of the plan (e.g., "Work part-time as a fitness instructor to fund my education").
- Organizations: List any programs noted earlier (like Athlete365 or local Olympic committee resources, etc.) that you will engage with.

D. Set a Timeline: Assign target dates to each milestone and action. Be realistic but also challenge yourself with deadlines so you don't procrastinate. For example:

- January-March: Complete résumé and LinkedIn profile, get feedback from mentor; enroll in XYZ course.
- April- June: Finish certification; attend networking event in industry; start applying to jobs/internships.
- July-September: Internship in industry (if secured); if not, continue applications; conduct follow-up with contacts.
- etc.

Plotting this roughly on a calendar helps. And just like a training program, you can periodize – focus on education first, then networking, then heavy on applications, etc., as appropriate.

E. Contingency Planning: Identify potential obstacles and your plan to handle them. Athletes know about backup plans (Plan B if the original strategy doesn't work mid-game). What if the first career path doesn't pan out quickly? For instance: "If I don't land a marketing job by month X, I will broaden my search to general entry-level business roles while continuing to build marketing skills." Or "If my business launch

is delayed, I will extend my freelance work and push launch to following quarter.”
This keeps you from feeling discouraged – you have a mindset of adaptability.

Let's illustrate with a sample IDP snippet for a fictitious athlete:

Profile: Maria, 28, former professional basketball player, interested in human resources (HR) career.

- Long-term Goal: Secure an HR coordinator position at a mid-sized company within 18 months.
- Milestone 1: Obtain a professional certification in HR (e.g., SHRM-CP) within 12 months. Actions: Enroll in an online HR certification prep course by next month; study 5 hours/week; take certification exam by Month 10.
- Support: Use athlete education fund from national sports association to pay for course and exam fee; join a study group or find a mentor who works in HR for guidance.
- Milestone 2: Gain practical HR experience.
Actions: Apply for at least 2 HR internships or volunteer at least 5 hours/week in an HR role (even if unpaid) within the next 6 months.
Support: Leverage network – ask a friend who works in a company to let you shadow their HR department; use LinkedIn to find internship postings.
- Milestone 3: Develop professional network in HR field.
Actions: Attend 3 local HR association meetings or webinars in next year; connect with 10 HR professionals on LinkedIn and request informational chats.
Support: Use my alumni network (her college has HR management alumni) to find contacts; ask a former teammate who went into business to introduce me to their HR colleague.
- Milestone 4: Job applications and interviews.
Actions: Starting at month 12, apply to at least 4 HR jobs per month; practice interview questions, especially how to discuss athlete background in HR context.
Support: Use a resume review service (perhaps provided by a career transition program for athletes), do mock interviews with a mentor.
Potential Obstacles: No response to applications (Solution: have a mentor review resume, widen search to related roles like administrative assistant to get a foot in the door); Certification exam harder than expected (Solution: allocate more study time, possibly delay exam by 2 months if needed, while focusing on internship first).

This level of detail helps Maria not only know what to do, but also track progress. She can tick off actions as completed, which is motivating.

You should craft a similar plan tailored to you. It doesn't have to be as formally written as a published document, but writing it down is powerful. It turns hopes into concrete targets.

F. **Review and Update the Plan:** Treat your IDP as a living document. Revisit it every month or two – assess what’s done, what needs adjusting. Perhaps you discovered a new possible career – you can modify the goal. Or maybe you’re ahead of schedule in finishing a course – great, move on to the next step sooner. Keep flexible. The IDP is your roadmap, but you can change the route as long as it leads to your desired destination.

At this stage, you have a direction, a mapped path, and a plan to follow. The next step is to dive into execution – but as you do, also leverage your support system. That’s what we discuss in the next section: involving coaches, mentors, and using available tools to maximize your chances of success.

5. Engaging Coaches, Mentors, and Support Systems

Objective: Don’t go it alone. Identify how your immediate network (coaches, former teammates, family) and broader support systems (mentors, career programs, online communities) can assist in your transition. Just as in sports you had a coach and a team, in your career journey you should build a “support team.”

A. Role of Coaches and Former Sport Staff: Your coach probably knows you extremely well – your personality, work ethic, and capabilities. They may not be career experts, but they can still help:

- **Career References:** A coach can serve as a strong reference or write a recommendation letter attesting to your character and leadership. Many employers will be impressed by a letter from, say, a renowned coach who speaks to your teamwork and perseverance.
- **Mentorship and Guidance:** Some coaches take an active interest in athletes’ lives off the field. They might advise you on general life decisions or introduce you to people. For example, a college coach might connect you with an alumni network for jobs. Or a national team coach might know sponsors or officials in corporate circles who can offer advice.
- **Psychological Support:** Transition can be rough; coaches (or team psychologists if you had one) can continue to provide encouragement or even just a listening ear as you navigate uncertainty. They’ve likely seen many athletes go through it and can remind you of your strengths when you doubt yourself.

If you had a good relationship, keep your coach updated on your plans. Don’t be afraid to express that you’re working on your next chapter and would value their support or any contacts.

B. Teammates and Athlete Network: Your fellow athletes, especially those who transitioned earlier, are a goldmine: - **Peer Mentors:** If you know older teammates or competitors who retired and entered a career, reach out. Ask how they did it, what challenges they faced, and if they have advice or contacts. Athletes often love to help fellow athletes – there’s a camaraderie and understanding. - **Networking Leads:** Former teammates now in various industries can open doors. Even if someone isn’t in your desired field, they might know someone who is. For example, your ex-roommate from training might not be in finance (where you want to go), but her brother might be – boom, you have a connection. - **Moral Support:** Sometimes just sharing experiences with peers undergoing transition helps you feel normal and supported. Consider forming a small group (even a WhatsApp/Facebook group) of retired athletes where you share job leads, talk about struggles, and celebrate each other’s progress.

C. Professional Mentorship Programs: As identified earlier, organizations exist to support athlete transitions. Some pair you with mentors in various fields. Look up if your sport federation has a career mentoring program. For instance, Olympic committees sometimes have “Athlete Mentor” initiatives, where Olympians now working in business mentor current/retiring athletes. These can be incredibly beneficial – someone with a foot in both worlds (sport and business) can translate advice effectively.

D. Family and Friends: Don’t overlook your personal circle. Family can provide emotional support and sometimes pragmatic help (like a temporary place to stay if you move for a job, or help proofreading your resume). Friends outside of sports might have industry insights or simply keep you grounded by including you in social activities (feeling connected is key; isolation can make transition harder).

E. Networking Beyond Immediate Circle: This includes: - **Industry Events & Career Fairs:** Physically go to events related to your field of interest. As an athlete, you often have great presence and interpersonal skills – use that to make a positive impression. There’s truth in the saying “people hire people, not just resumes.” Your face-to-face connection can be memorable. - **Online Networks:** LinkedIn is your friend. There are groups on LinkedIn for “former athletes in business” or specific interests. Join them, engage in conversations. Similarly, athlete alumni associations (some universities or countries have associations specifically for former student-athletes) can widen your network. - **Social Media:** Be mindful of your social profiles. A lot of athletes have strong social media presence. You can leverage that by occasionally mentioning your career interests or new qualifications (“Excited to complete my certification in fitness training!”). You never know who might see it (perhaps a fan who happens to be in that industry and offers help). At the least,

ensure your profiles portray you in a professional, positive light to potential employers checking.

F. Utilizing Modern Tools (including AI): We live in a digital age with new tools to assist career development:

- Athlete Career Platforms: There are emerging AI-powered platforms specifically for athlete career guidance (for example, the AthletesAI Compass Platform mentioned in some projects[19][20]). These tools can help assess your skills, suggest career matches, and provide e-learning resources. If such a platform is available to you (maybe through a pilot program or your sports association), make use of it. They often include self-assessments, resume builders that translate athlete experience, and even job matching algorithms.
- General Career Apps: Tools like job personality tests, resume optimization AI (which scans your resume and suggests improvements for ATS systems), or even interview practice bots can be useful preparation.
- Online Courses and MOOCs: Platforms like Coursera, edX, Udemy, etc., can quickly get you up to speed on knowledge gaps. Want to learn basic coding? There's a course. Need to brush up Excel or project management? Plenty of options. Many are self-paced and inexpensive (some might be free). Dedicate a portion of your week to these if they're in your plan.
- Progress Tracking: Consider keeping a simple spreadsheet or journal of your transition activities – applications sent, people contacted, courses completed. This tracking not only keeps you organized but also gives a sense of achievement as you tick off items. It's like a training log for your career.

G. Emotional and Mental Well-being: A support system is not just for job-getting, but for you as a person. Don't neglect mental health. If you find yourself struggling significantly with the transition blues, seek help from a counselor or psychologist. There are counselors who specialize in athlete transitions. They can help with identity issues and coping strategies. Even being part of athlete support groups (formally or informally) can alleviate the feeling that "no one understands what I'm going through." Many do understand and are willing to help.

In summary, your journey is your own, but it doesn't have to be solo. Build a team around you: mentors, peers, family, coaches, and tools. Just as your victories in sport were shared with coaches and teammates, your career success can also be a team effort in its preparation.

Next, let's look at some additional best practices for you as an athlete entering the workforce – things like personal branding, continuing to learn, and maintaining balance. We'll also look at a couple of athlete success stories for inspiration and wrap up with concluding advice.

Best Practices for Athletes Transitioning to a New Career

In addition to the structured methodology above, there are some general best practices and tips that can significantly boost your transition success. Think of these as the “training habits” that complement the big game plan.

- 1. Build Your Personal Brand:** As an athlete, you might already have a public persona. Now it's time to shape your professional brand. This includes:
 - **Resume & Cover Letter:** Craft a strong resume that highlights your skills and uses the language we discussed. Tailor it for each application if possible. Write cover letters that tell your unique story – being an athlete can actually make a memorable cover letter if you tie it to how it makes you the right candidate.
 - **LinkedIn Profile:** Create or update your LinkedIn. Use a professional photo (could be you in business attire, or at least not in athletic gear unless you're staying in sports industry). In your headline, you might put “Former national team athlete & aspiring [Your Target Role]” or something that mixes your athlete cred with career goal. Write a summary that showcases those transferable skills and passion for new field. Connect with people as you meet them. Recruiters often use LinkedIn to find talent – let them find you.
 - **Social Media:** If you have public social media, be mindful of content. Highlight positive things: teamwork, leadership moments, community service you did as an athlete. Maybe share articles or insights about your field of interest to show engagement. Clean up anything that might be seen negatively by employers (this is general advice for anyone, not just athletes).
 - **Elevator Pitch:** Prepare a short introduction about yourself for networking situations. For example: “Hi, I'm Jane Doe. I recently retired from professional volleyball where I learned a lot about team leadership and discipline. I'm now leveraging those skills in the business world – I've been getting certified in project management and I'm seeking opportunities in event management, which I'm really passionate about.” This tells who you are, what you offer, and what you're looking for, in about 20-30 seconds. Practice saying it so it feels natural.
- 2. Continue Learning and Upskilling:** The world moves fast, and one of the concerns employers might have is whether a person who spent years in sports is up-to-date with current technologies or knowledge. You can dispel that by showing you're actively learning.
 - **Commit to being a lifelong learner.** Even after you land a job, keep improving yourself with courses or workshops. It will only make you more valuable.
 - **If possible, attend seminars or webinars related to your field.** They often give you talking points for interviews and broaden your understanding.
 - **Read books or listen to podcasts about career development, business, or your target industry.** It helps you pick up the lingo and mindset of that industry.

3. **Network, Network, Network:** We've said it, but it bears repeating as a practice. Aim to regularly engage in networking, even if you have a job. For athletes, networking is second nature when thinking of sports (you build contacts all the time through competitions). Apply the same energy deliberately in your new arena. - Set a small goal, like one networking interaction a week (a call, a coffee, an event). - Don't shy from using your athlete story as an icebreaker – many people find it fascinating and it makes you stand out. Just steer the conversation to mutual professional interests too.
4. **Manage Your Finances:** One practical aspect – some athletes end their career with financial difficulties; others maybe have some savings. Either way, transitioning often means an initial pay cut (entry-level jobs, or internships that pay little, or your startup business not making profit immediately). Plan for this: - Create a simple budget for your post-sport life. Account for reduced income initially. Adjust your lifestyle if needed to stretch savings. - If you got a lump sum payout or have savings from sports, consider consulting a financial planner to manage it wisely so it supports your transition (e.g., covering living expenses while you gain qualifications). - Some former athletes fall into traps of bad investments or spending out of boredom – stay disciplined financially as you were in training. It's part of the game now. - If you need to take a side job or gig to pay bills while pursuing your ideal career, that's okay and common. Just budget your time and energy accordingly (like how athletes work part-time jobs while training – you've done it, you can do it again short-term).
5. **Take Care of Your Health:** You no longer have coaches requiring you to be in peak shape, but maintaining physical activity and health will tremendously help your mental state and productivity in your new endeavors. - Keep a workout routine, even if toned down. It can relieve stress and also keeps that part of your identity alive in a healthy way. - Be mindful of diet and sleep, especially if you're sitting more at a desk or traveling for interviews. Your body is an asset in any career too – healthy body, healthy mind. - Watch out for any negative coping (some athletes may lean toward alcohol or substances when structure is lost). If you feel that, seek support early. Many athlete groups have resources for addiction or mental health if needed.
6. **Stay Resilient and Positive:** Not every application will result in a job. You might face rejections or feel like you're starting from scratch. Remember the resilience you built in sport: - Treat the job hunt or new job like a season. There will be wins and losses. Learn from each "loss" – if you don't get a job, maybe ask for feedback, or reflect on what could improve (was it your interview technique? Lack of a certain skill? Then work on that). - Celebrate small victories: an interview invite, a new connection made, a course completed. These are like scoring points even if you haven't won the match yet. - Use

visualization as you did in sports. Visualize success: picture yourself in that business suit acing a presentation, or cutting the ribbon on your new business, or simply feeling content in your new role. This mental practice builds confidence.

7. **Understand Workplace Culture:** The culture in a company or office can be different from a sports team environment. Some athletes initially find it strange that colleagues might not be as straightforward as teammates or that hierarchy and protocol matter. Observe and adapt: - Use your coachability: watch how colleagues interact, pick up on norms (like whether it's okay to challenge ideas openly or better to be diplomatic; how informal or formal the setting is). - In sports, direct feedback is common; in offices, people may be more indirect. Don't misread politeness as lack of issues. Ask for feedback from supervisors proactively, showing you want to improve (coaches love that, and so do bosses). - Manage competitive instincts: While many of your peers might not share the same competitive drive, use yours to push yourself without alienating others. Collaboration is key. Turn competition into team wins (just like team sports). - Some ex-athletes say they miss the "team" feeling at work. If that happens, see if you can create it – maybe start an office sports league or a team-building initiative. You could be the one who brings people together, which is a leadership move in itself.

8. **Give Back and Stay Connected to Sport (if you want):** Transition doesn't mean you must cut off sports entirely (unless that's your choice). Staying connected can be rewarding and also professionally useful: - Perhaps volunteer as a youth coach on weekends, or join a recreational sports league. It keeps your passion alive and provides a sense of continuity. - Many employers love when employees are involved in community service, including coaching kids or charity runs, etc. It enhances your profile. - It can also expand your network in a different way (the parent of a kid you coach might be the CEO who hires you someday – it's happened!).

Common Mistakes to Avoid: (As a summary of sorts, here are pitfalls to watch out for, as noted by those who have gone before you): - Being too humble or underselling yourself: Athletes are often taught to be modest and let performance speak. In job searching, you have to articulate your achievements. Don't assume employers will "get it" – spell it out confidently. - Applying blindly without strategy: Instead of blasting 100 generic applications, take a more strategic approach as we outlined (targeted roles, networking). Quality often trumps quantity in job search. - Impatience: You're used to fast feedback in sports (win/lose). Careers can move slower. Don't get discouraged if it takes months to find the right opportunity. Keep at it and use the time to keep improving. - Rejecting starting small: You might have been at the top in sports; starting at an entry position can be ego-bruising. But remember, your trajectory can be fast if you perform. Many ex-athletes rise quickly because of their drive. Endure the beginner phase – everyone has to. - Not seeking help: As discussed, not leveraging support is a mistake. There's no weakness in

asking for assistance or counsel – on the contrary, it often accelerates your progress.

Inspiration – Success Story: Let's recount a brief true story as motivation. Lydia was an Olympic weightlifter from the UK (not a household name globally, but accomplished). When she retired, she faced uncertainty. She decided to use her sports discipline in business. She started at a bank in an entry role while studying finance part-time. She applied her work ethic and competitive spirit to excel. Within a few years, she moved up ranks to a management role. She mentioned how learning to perform under pressure (lifting on the world stage) made the stress of presentations or audits manageable for her. Today, she's in a leadership position, and she still coaches weightlifting on the side for enjoyment. Her story is a great example of using the skills and experience you already have as an athlete to get ahead in a new field.

Many other athletes have transitioned to second careers successfully – from famous ones like those we listed (Magic Johnson, Serena) to countless others who aren't famous but are thriving as engineers, nurses, teachers, entrepreneurs, and so on. They all started where you are now: facing the unknown but stepping into it with the same courage and determination that sports required.

Conclusion & Call to Action

Transitioning from sport to a new career is a significant life change – but it is one you can absolutely conquer. In sports, you learned to tackle big challenges by breaking them into small parts, practicing relentlessly, and staying mentally tough. Your career transition is no different. This comprehensive guide has given you the methodology, tools, and examples to navigate the journey. Now it's up to you to put it into action.

Key Takeaways: - You have valuable skills from sports – identify them, believe in them, and articulate them to others. Employers do recognize their value when explained properly. - Plan early and thoroughly. The sooner and more systematically you prepare, the smoother your landing will be. Even if you're still competing, start dipping your toes into career planning; it won't hurt your sport – in fact, it might help your performance. - Use your support network. You're not alone – draw on teammates, coaches, mentors, and career services. Successful transitions are often team efforts behind the scenes. - Stay adaptable and persistent. There will be twists and turns. Maybe you plan to go into one field but discover a different calling – that's fine, adapt your IDP and keep moving forward. If a plan doesn't work, recall how you'd change strategy in a game and try another approach. - Take care of yourself as a person. A career is important, but so is your identity and happiness. It's okay to feel sad about leaving sport – acknowledge it, but also embrace the new

opportunities. Celebrate small wins in your new life like you celebrated victories in sport.

Your Next Steps (Call to Action): After reading this guide, do at least one thing in the next week to advance your transition: - Start your skills inventory, if you haven't already. - Reach out to one person (a former athlete, a potential mentor, a coach) and let them know you're transitioning and open to advice or connections. - Research and sign up for one course or workshop that can build a skill you need. - Update one part of your professional profile (resume, LinkedIn). - If you're further along, maybe apply to that job you've been eyeing but hesitating.

Each action will build momentum. Just like training, consistency is key. Over weeks and months, those actions compound into readiness and opportunities.

Finally, remember to view this transition as a new challenge to conquer, not as an ending. In a way, you're a rookie again – but you're also a champion in the making in a different arena. Many athletes say that nothing will replace the thrill of competition – and that might be true – but many also discover a profound sense of accomplishment and fulfillment in their second careers that surprises them. You have the chance to impact the world in a new way, to find success in a second field, and to redefine what victory means to you.

Your playbook is in hand. The ball is in your court. It's time to execute your career game plan with the same heart and dedication that you gave to sports. Embrace the journey – your best days off the field can still be ahead of you. Good luck, and go get that win in the game of career and life!